

JOURNEY'S 2ND GRADE SPELLING LISTS & ACTIVITIES

30 spelling lists and 12 ink
friendly spelling activities!

Made By:
Saddle Up For 2nd
Grade

About This Unit

The following spelling lists are to be used as a SUPPLEMENT to the Journey's curriculum. There are 30 weeks of spelling words included. Each week, when we start a new list, my students get a copy to keep in their spelling notebook and one to take home. The activities in the packet can be used for homework or placed in a word work station. Many of the following activities can be done in a journal to save paper.


Name: _____

Week 1
SPELLING WORDS

SHORT a & i

1. sad
2. dig
3. jam
4. glad
5. list
6. win
7. flat
8. if
9. fix
10. rip
11. kit
12. mask
13. as
14. his
15. sandwich*
16. picnic*

* challenge
words




Name: _____

Week 1
SPELLING WORDS

SHORT a & i

1. sad
2. dig
3. jam
4. glad
5. list
6. win
7. flat
8. if
9. fix
10. rip
11. kit
12. mask
13. as
14. his
15. sandwich*
16. picnic*

* challenge
words



Name: _____


Week 2

SPELLING WORDS

SHORT O, U & E

1. wet
2. job
3. hug
4. rest
5. spot
6. mud
7. left
8. help
9. plum
10. nut
11. net
12. hot
13. get
14. not
15. lunch*
16. spend*

* challenge words



Name: _____


Week 2

SPELLING WORDS

SHORT O, U & E

1. wet
2. job
3. hug
4. rest
5. spot
6. mud
7. left
8. help
9. plum
10. nut
11. net
12. hot
13. get
14. not
15. lunch*
16. spend*

* challenge words




Name: _____

Week 3
SPELLING WORDS
Long a & i

1. cake
2. mine
3. plate
4. size
5. ate
6. grape
7. prize
8. wipe
9. race
10. line
11. pile
12. rake
13. gave
14. bike
15. mistake*
16. while*

* challenge
words




Name: _____

Week 3
SPELLING WORDS
Long a & i

1. cake
2. mine
3. plate
4. size
5. ate
6. grape
7. prize
8. wipe
9. race
10. line
11. pile
12. rake
13. gave
14. bike
15. mistake*
16. while*

* challenge
words




Name: _____

Week 4
SPELLING WORDS

Long O & U

1. doze
2. nose
3. use
4. rose
5. pole
6. close
7. cute
8. woke
9. mule
10. rode
11. role
12. tune
13. home
14. joke
15. wrote*
16. ice cube*

* challenge
words




Name: _____

Week 4
SPELLING WORDS

Long O & U

1. doze
2. nose
3. use
4. rose
5. pole
6. close
7. cute
8. woke
9. mule
10. rode
11. role
12. tune
13. home
14. joke
15. wrote*
16. ice cube*

* challenge
words



Name: _____


Week 5

SPELLING WORDS

endings: ed, ing

1. spin
2. clap
3. grade
4. swim
5. place
6. last
7. test
8. skin
9. drag
10. glide
11. just
12. stage
13. slip
14. drive
15. climb*
16. price*

* challenge
words



Name: _____


Week 5

SPELLING WORDS

endings: ed, ing

1. spin
2. clap
3. grade
4. swim
5. place
6. last
7. test
8. skin
9. drag
10. glide
11. just
12. stage
13. slip
14. drive
15. climb*
16. price*

* challenge
words




Name: _____

Week 6
SPELLING WORDS

FINAL BLENDS

1. next
2. end
3. camp
4. sank
5. sing
6. drink
7. hunt
8. stand
9. long
10. stamp
11. pond
12. bring
13. jump
14. left
15. young*
16. friend*

* challenge
words




Name: _____

Week 6
SPELLING WORDS

FINAL BLENDS

1. next
2. end
3. camp
4. sank
5. sing
6. drink
7. hunt
8. stand
9. long
10. stamp
11. pond
12. bring
13. jump
14. left
15. young*
16. friend*

* challenge
words



Name: _____


Week 7

SPELLING WORDS

double consonants & ck

1. dress
2. spell
3. class
4. full
5. add
6. neck
7. stuck
8. kick
9. rock
10. black
11. trick
12. doll
13. will
14. off
15. across*
16. pocket*

* challenge
words



Name: _____


Week 7

SPELLING WORDS

double consonants & ck

1. dress
2. spell
3. class
4. full
5. add
6. neck
7. stuck
8. kick
9. rock
10. black
11. trick
12. doll
13. will
14. off
15. across*
16. pocket*

* challenge
words



Name: _____

Week 8
SPELLING WORDS

th, sh, wh, ch, tch

1. dish
2. than
3. chest
4. such
5. thin
6. push
7. shine
8. chase
9. white
10. while
11. these
12. flash
13. which
14. then
15. catch*
16. thumb*

* challenge
words




Name: _____

Week 8
SPELLING WORDS

th, sh, wh, ch, tch

1. dish
2. than
3. chest
4. such
5. thin
6. push
7. shine
8. chase
9. white
10. while
11. these
12. flash
13. which
14. then
15. catch*
16. thumb*

* challenge
words



Name: _____

Week 9

SPELLING WORDS

endings: ed, ing

1. liked
2. using
3. riding
4. chased
5. spilled
6. making
7. closed
8. hoping
9. baked
10. hiding
11. standing
12. asked
13. mixed
14. sleeping
15. teasing*
16. knocking*

* challenge
words



Name: _____


Week 9

SPELLING WORDS

endings: ed, ing

1. liked
2. using
3. riding
4. chased
5. spilled
6. making
7. closed
8. hoping
9. baked
10. hiding
11. standing
12. asked
13. mixed
14. sleeping
15. teasing*
16. knocking*

* challenge
words




Name: _____

Week 10
SPELLING WORDS
CONTRACTIONS

1. I'm
2. don't
3. isn't
4. can't
5. we'll
6. it's
7. I've
8. didn't
9. you're
10. that's
11. wasn't
12. you've
13. us
14. them
15. they're*
16. wouldn't*

* challenge
words




Name: _____

Week 10
SPELLING WORDS
CONTRACTIONS

1. I'm
2. don't
3. isn't
4. can't
5. we'll
6. it's
7. I've
8. didn't
9. you're
10. that's
11. wasn't
12. you've
13. us
14. them
15. they're*
16. wouldn't*

* challenge
words




Name: _____

Week 11
SPELLING WORDS
endings s, es

1. hens
2. eggs
3. ducks
4. bikes
5. boxes
6. wishes
7. dresses
8. names
9. bells
10. stamps
11. dishes
12. grapes
13. jets
14. frogs
15. stitches*
16. fences*

* challenge
words




Name: _____

Week 11
SPELLING WORDS
endings s, es

1. hens
2. eggs
3. ducks
4. bikes
5. boxes
6. wishes
7. dresses
8. names
9. bells
10. stamps
11. dishes
12. grapes
13. jets
14. frogs
15. stitches*
16. fences*

* challenge
words




Name: _____

Week 12
SPELLING WORDS
ai & ay

1. pay
2. wait
3. paint
4. train
5. pail
6. clay
7. tray
8. plain
9. stain
10. hay
11. gray
12. away
13. stay
14. day
15. raisin*
16. birthday*

* challenge
words




Name: _____

Week 12
SPELLING WORDS
ai & ay

1. pay
2. wait
3. paint
4. train
5. pail
6. clay
7. tray
8. plain
9. stain
10. hay
11. gray
12. away
13. stay
14. day
15. raisin*
16. birthday*

* challenge
words




Name: _____

Week 13
SPELLING WORDS
ee & ea

1. free
2. teach
3. teeth
4. please
5. beach
6. wheel
7. team
8. speak
9. sneeze
10. sheep
11. meaning
12. weave
13. eat
14. read
15. between*
16. reason*

*challenge
words




Name: _____

Week 13
SPELLING WORDS
ee & ea

1. free
2. teach
3. teeth
4. please
5. beach
6. wheel
7. team
8. speak
9. sneeze
10. sheep
11. meaning
12. weave
13. eat
14. read
15. between*
16. reason*

*challenge
words



Name: _____


Week 14

Spelling Words

Long O: o, oa, ow

1. own
2. most
3. soap
4. float
5. both
6. know
7. loan
8. goat
9. flow
10. loaf
11. throw
12. coach
13. so
14. grow
15. swallow*
16. ocean

*challenge
words



Name: _____


Week 14

Spelling Words

Long O: o, oa, ow

1. own
2. most
3. soap
4. float
5. both
6. know
7. loan
8. goat
9. flow
10. loaf
11. throw
12. coach
13. so
14. grow
15. swallow*
16. ocean

*challenge
words



Name: _____


Week 15

Spelling Words

Compound Words

1. cannot
2. pancake
3. maybe
4. baseball
5. playground
6. someone
7. myself
8. classroom
9. sunshine
10. outside
11. upon
12. nothing
13. into
14. inside
15. nobody*
16. everywhere*

*challenge
words



Name: _____


Week 15

Spelling Words

Compound Words

1. cannot
2. pancake
3. maybe
4. baseball
5. playground
6. someone
7. myself
8. classroom
9. sunshine
10. outside
11. upon
12. nothing
13. into
14. inside
15. nobody*
16. everywhere*

*challenge
words




Name: _____

WEEK 16
SPELLING WORDS
endings: ed, ing

1. running
2. clapped
3. stopped
4. hopping
5. batted
6. selling
7. pinned
8. cutting
9. sitting
10. rubbed
11. missed
12. grabbed
13. mixed
14. going
15. wrapped*
16. swelling*

*challenge
words




Name: _____

WEEK 16
SPELLING WORDS
endings: ed, ing

1. running
2. clapped
3. stopped
4. hopping
5. batted
6. selling
7. pinned
8. cutting
9. sitting
10. rubbed
11. missed
12. grabbed
13. mixed
14. going
15. wrapped*
16. swelling*

*challenge
words




Name: _____

Week 17
SPELLING WORDS
LONG I (i, igh, y)

1. night
2. kind
3. spy
4. child
5. light
6. find
7. right
8. high
9. wild
10. July
11. fry
12. sigh
13. by
14. why
15. behind*
16. lightning*

*challenge
words




Name: _____

Week 17
SPELLING WORDS
LONG I (i, igh, y)

1. night
2. kind
3. spy
4. child
5. light
6. find
7. right
8. high
9. wild
10. July
11. fry
12. sigh
13. by
14. why
15. behind*
16. lightning*

*challenge
words




Name: _____

Week 18
SPELLING WORDS
LONG e SPELLED "y"

1. happy
2. pretty
3. baby
4. very
5. puppy
6. funny
7. carry
8. lucky
9. only
10. sunny
11. penny
12. city
13. tiny
14. many
15. sorry*
16. noisy*

*challenge
words



Name: _____

Week 18
SPELLING WORDS
LONG e SPELLED "y"

1. happy
2. pretty
3. baby
4. very
5. puppy
6. funny
7. carry
8. lucky
9. only
10. sunny
11. penny
12. city
13. tiny
14. many
15. sorry*
16. noisy*

*challenge
words




Name: _____

Week 19
SPELLING WORDS
WORDS With "AR"

1. car
2. dark
3. arm
4. star
5. park
6. yard
7. party
8. hard
9. farm
10. start
11. part
12. spark
13. art
14. jar
15. carpet*
16. apartment*

*challenge
words




Name: _____

Week 19
SPELLING WORDS
WORDS With "AR"

1. car
2. dark
3. arm
4. star
5. park
6. yard
7. party
8. hard
9. farm
10. start
11. part
12. spark
13. art
14. jar
15. carpet*
16. apartment*

*challenge
words



Name: _____


Week 20

SPELLING WORDS

WORDS With "OR and ore"

1. horn
2. story
3. fork
4. score
5. store
6. corn
7. morning
8. shore
9. short
10. born
11. tore
12. forget
13. for
14. more
15. report*
16. force*

*challenge
words



Name: _____


Week 20

SPELLING WORDS

WORDS With "OR and ore"

1. horn
2. story
3. fork
4. score
5. store
6. corn
7. morning
8. shore
9. short
10. born
11. tore
12. forget
13. for
14. more
15. report*
16. force*

*challenge
words




Name: _____

Week 21
SPELLING WORDS
WORDS With "ER"

1. father
2. over
3. under
4. herd
5. water
6. verb
7. paper
8. cracker
9. offer
10. cover
11. germ
12. master
13. fern
14. ever
15. remember*
16. feather*

*challenge
words




Name: _____

Week 21
SPELLING WORDS
WORDS With "ER"

1. father
2. over
3. under
4. herd
5. water
6. verb
7. paper
8. cracker
9. offer
10. cover
11. germ
12. master
13. fern
14. ever
15. remember*
16. feather*

*challenge
words




Name: _____

WEEK 22
SPELLING WORDS
HOMOPHONES

1. meet
2. meat
3. week
4. weak
5. mane
6. main
7. tail
8. tale
9. be
10. bee
11. too
12. two
13. sea
14. see
15. threw*
16. through*

*challenge
words




Name: _____

WEEK 22
SPELLING WORDS
HOMOPHONES

1. meet
2. meat
3. week
4. weak
5. mane
6. main
7. tail
8. tale
9. be
10. bee
11. too
12. two
13. sea
14. see
15. threw*
16. through*

*challenge
words



Name: _____

Week 23

Spelling Words

Words with suffix ly and ful

1. helpful
2. sadly
3. hopeful
4. thankful
5. slowly
6. wishful
7. kindly
8. useful
9. safely
10. painful
11. mouthful
12. weakly
13. jumped
14. saying
15. quickly*
16. wonderful*

*challenge
words



Name: _____

Week 23

Spelling Words

Words with suffix ly and ful

1. helpful
2. sadly
3. hopeful
4. thankful
5. slowly
6. wishful
7. kindly
8. useful
9. safely
10. painful
11. mouthful
12. weakly
13. jumped
14. saying
15. quickly*
16. wonderful*

*challenge
words



Name: _____


WEEK 24

SPELLING WORDS

WORDS WITH PREFIX RE AND UN

1. unhappy
2. retell
3. untangle
4. unkind
5. repaint
6. refill
7. unlike
8. remake
9. unpack
10. reread
11. unlock
12. replay
13. read
14. happy
15. rewrite*
16. overheard*

*challenge
words



Name: _____


WEEK 24

SPELLING WORDS

WORDS WITH PREFIX RE AND UN

1. unhappy
2. retell
3. untangle
4. unkind
5. repaint
6. refill
7. unlike
8. remake
9. unpack
10. reread
11. unlock
12. replay
13. read
14. happy
15. rewrite*
16. overheard*

*challenge
words



Name: _____


WEEK 25

SPELLING WORDS

WORDS WITH AW, AL, O

1. tall
2. saw
3. dog
4. draw
5. call
6. fall
7. soft
8. paw
9. ball
10. yawn
11. log
12. small
13. all
14. walk
15. awful*
16. wallpaper*

*challenge
words



Name: _____


WEEK 25

SPELLING WORDS

WORDS WITH AW, AL, O

1. tall
2. saw
3. dog
4. draw
5. call
6. fall
7. soft
8. paw
9. ball
10. yawn
11. log
12. small
13. all
14. walk
15. awful*
16. wallpaper*

*challenge
words



Name: _____


WEEK 26

SPELLING WORDS

WORDS WITH OO, EW, OU

1. root
2. crew
3. spoon
4. few
5. bloom
6. grew
7. room
8. you
9. stew
10. boost
11. scoop
12. flew
13. zoo
14. noon
15. shampoo*
16. balloon*

*challenge
words



Name: _____


WEEK 26

SPELLING WORDS

WORDS WITH OO, EW, OU

1. root
2. crew
3. spoon
4. few
5. bloom
6. grew
7. room
8. you
9. stew
10. boost
11. scoop
12. flew
13. zoo
14. noon
15. shampoo*
16. balloon*

*challenge
words



Name: _____


Week 27

Spelling Words

Words with oo.

1. took
2. books
3. foot
4. hoof
5. cook
6. nook
7. hood
8. wood
9. stood
10. shook
11. crook
12. cookbook
13. look
14. good
15. crooked*
16. bookcase*

*challenge
words



Name: _____


Week 27

Spelling Words

Words with oo.

1. took
2. books
3. foot
4. hoof
5. cook
6. nook
7. hood
8. wood
9. stood
10. shook
11. crook
12. cookbook
13. look
14. good
15. crooked*
16. bookcase*

*challenge
words



Name: _____


Week 28

SPELLING WORDS

WORDS WITH OW AND OU

1. cow
2. house
3. town
4. shout
5. down
6. mouse
7. found
8. loud
9. brown
10. ground
11. pound
12. flower
13. out
14. now
15. towel*
16. pounce*

*challenge
words



Name: _____


Week 28

SPELLING WORDS

WORDS WITH OW AND OU

1. cow
2. house
3. town
4. shout
5. down
6. mouse
7. found
8. loud
9. brown
10. ground
11. pound
12. flower
13. out
14. now
15. towel*
16. pounce*

*challenge
words



Name: _____


Week 29

SPELLING WORDS

Words with ai, ay, igh y

1. aim
2. snail
3. bay
4. braid
5. ray
6. always
7. gain
8. sly
9. chain
10. shy
11. bright
12. fright
13. tray
14. try
15. contain*
16. thigh*

*challenge
words



Name: _____


Week 29

SPELLING WORDS

Words with ai, ay, igh y

1. aim
2. snail
3. bay
4. braid
5. ray
6. always
7. gain
8. sly
9. chain
10. shy
11. bright
12. fright
13. tray
14. try
15. contain*
16. thigh*

*challenge
words



Name: _____


Week 30

Spelling Words

Words with oa, ow, ee, ea

1. seated
2. keeps
3. speed
4. seen
5. means
6. clean
7. groan
8. roast
9. bowls
10. crow
11. owe
12. grown
13. green
14. snow
15. peace*
16. below*

*challenge
words



Name: _____


Week 30

Spelling Words

Words with oa, ow, ee, ea

1. seated
2. keeps
3. speed
4. seen
5. means
6. clean
7. groan
8. roast
9. bowls
10. crow
11. owe
12. grown
13. green
14. snow
15. peace*
16. below*

*challenge
words





SPELLING WORD WORK ACTIVITIES

12 ink friendly spelling
activities for any word list!

Made By:
Saddle Up For
2nd Grade



SPELLING ACTIVITIES

The activities in this packet can be used for word work or for early finishers. Some of the sheets can also be used as homework. Each activity includes center instructions as well. There are 10 total activities and they are all ink friendly.



SPELLING ACTIVITIES

Pg. 4-6: Roll and Color

Pg. 7-9: Crazy Spelling

Pg. 10-11: ABC Order

Pg. 12-13: Pyramid Spelling

Pg. 14-15: Searching for Spelling

Pg. 16-17: Write a Story

Pg. 18-19: Stamp it Out

Pg. 20-21: Syllable Spelling

Pg. 22-23: Write a Sentence

Pg. 24-25: 4 Times Each

Pg. 26-28: Squiggle Spelling

Pg. 29-31: Ghost Spelling

Pg. 33: Spelling Blog Post Links









ROLL & COLOR

Roll the die to find out
what color to write
your spelling word.

Keep rolling until
you've written all of
your spelling words.







Rainbow Spelling

Roll the die to find out what color to write your spelling word.

	Write the word with a GREEN
	Write the word with a YELLOW
	Write the word with a BLUE
	Write the word with a RED
	Write the word with an ORANGE
	Write the word with a PURPLE







Rainbow Spelling

Roll the die to find out what color to write your spelling word.

	Write the word with a GREEN
	Write the word with a YELLOW
	Write the word with a BLUE
	Write the word with a RED
	Write the word with an ORANGE
	Write the word with a PURPLE







Rainbow Spelling

Roll the die to find out what color to write your spelling word.

	Write the word with a BLACK
	Write the word with a PINK
	Write the word with a GRAY
	Write the word with a BLUE
	Write the word with a PEACH
	Write the word with a GREEN

Rainbow Spelling

Roll the die to find out what color to write your spelling word.







	Write the word with a BLACK
	Write the word with a PINK
	Write the word with a GRAY
	Write the word with a BLUE
	Write the word with a PEACH
	Write the word with a GREEN

CRAZY SPELLING

Roll the die to find out how to write your spelling word. Keep rolling until you've written all of your spelling words.







CRAZY SPELLING

Roll the die to find out how to write your spelling word.

	Write the word BACKWARDS
	Write the word in SQUIGGLE LETTERS
	Write the word with your OTHER HAND
	Write the word PYRAMID STYLE
	Write the word in TINY LETTERS
	Write the word in RAINBOW LETTERS






CRAZY SPELLING

Roll the die to find out how to write your spelling word.

	Write the word BACKWARDS
	Write the word in SQUIGGLE LETTERS
	Write the word with your OTHER HAND
	Write the word PYRAMID STYLE
	Write the word in TINY LETTERS
	Write the word in RAINBOW LETTERS







CRAZY SPELLING

Roll the die to find out how to write your spelling word.

	Write the word in BLOCK LETTERS
	Write the word in FUNKY LETTERS
	Write the word with your FAVORITE COLOR
	Write the word 3 TIMES
	Write the word in HUGE LETTERS
	Write the word in CURSIVE LETTERS

CRAZY SPELLING

Roll the die to find out how to write your spelling word.

	Write the word in BLOCK LETTERS
	Write the word in FUNKY LETTERS
	Write the word with your FAVORITE COLOR
	Write the word 3 TIMES
	Write the word in HUGE LETTERS
	Write the word in CURSIVE LETTERS

ABC ORDER

Use your spelling list to write your spelling words. Then write them in ABC order.

crown

guitar

phone

tooth

Name: _____

Date: _____

ABC ORDER

Use your spelling list to write your words in the box below.
Then write them in ABC order.

Write your spelling words on the lines.


1. _____
2. _____
3. _____
4. _____
5. _____
6. _____
7. _____
8. _____

9. _____
10. _____
11. _____
12. _____
13. _____
14. _____
15. _____
16. _____

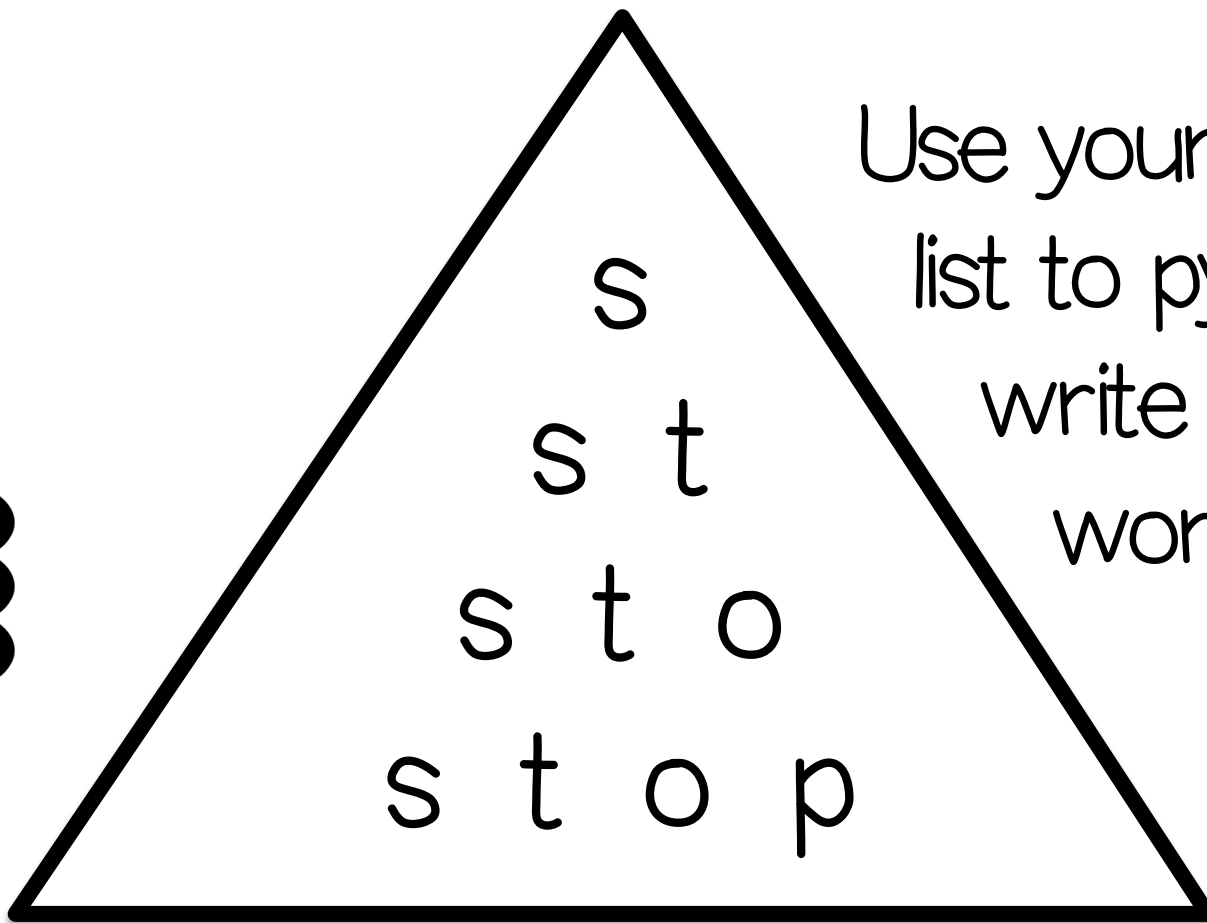


Write your spelling words in ABC order.

1.	9.
2.	10.
3.	11.
4.	12.
5.	13.
6.	14.
7.	15.
8.	16.



PYRAMID SPELLING



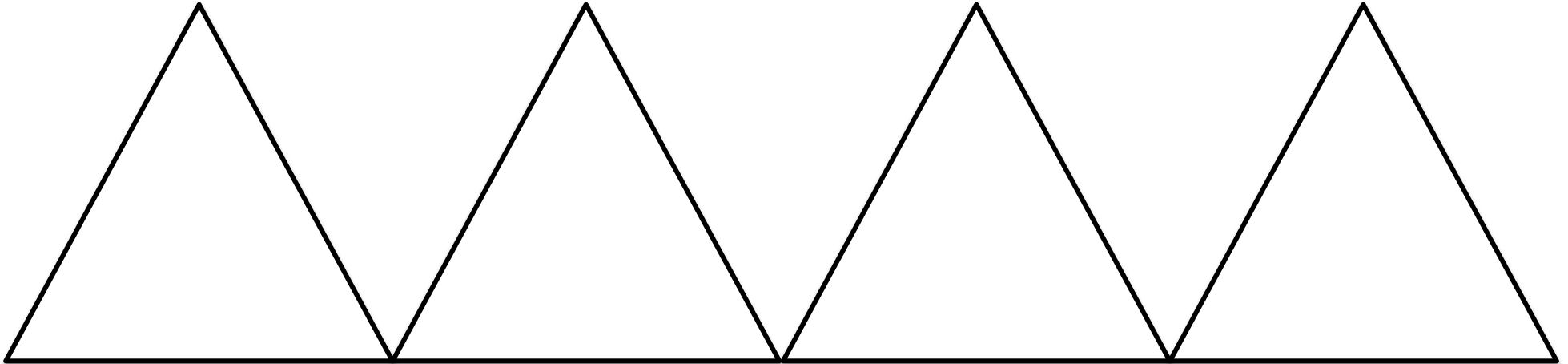
Use your spelling*
list to pyramid
write your
words.

Name: _____

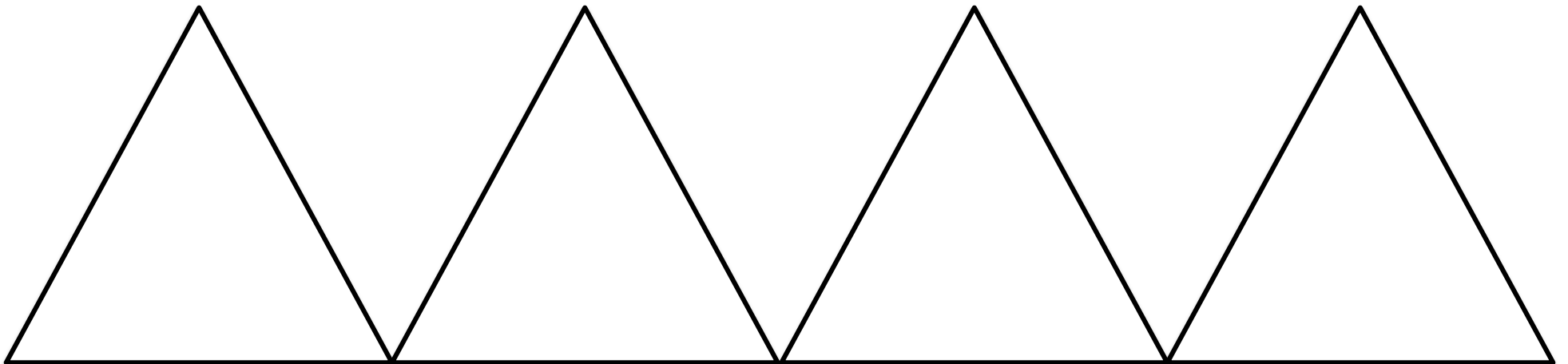
Date: _____

PYRAMID SPELLING


Use your spelling list to pyramid write your words.



Choose one of the words you just wrote and use it in a sentence.



Choose one of the words you just wrote and use it in a sentence.



SEARCHING for SPELLING

Create a word search using your spelling words. Write the words in the blanks first. Then fill in the remaining blanks with random letters. Have a friend try to solve!


s	t	o	p	b
t	i	p	k	u
w	m	u	b	s
q	e	j	t	t
g	t	r	a	p

Name: _____

Date: _____

SEARCHING for SPELLING

Create a word search using your spelling words. Write the words in the blanks first. Then fill in the remaining blanks with random letters. Have a friend try to solve!



WRITE A STORY

Write a story. Use as many spelling words as you can in your story. Use a highlighter to highlight the spelling words you used.

Name: _____

Date: _____


WRITE A STORY

Write a story. Use as many spelling words as you can in your story. Use a highlighter to highlight the spelling words you used.


Write your spelling words on the lines.

1. _____
2. _____
3. _____
4. _____
5. _____
6. _____
7. _____
8. _____

9. _____
10. _____
11. _____
12. _____
13. _____
14. _____
15. _____
16. _____



Write your story on the line below.



STAMP IT OUT

Use stamps to make all of
your spelling words.

wait

paint

spray


clay

Name: _____

Date: _____

STAMP IT OUT

Use stamps to make your spelling words in the space below.



SYLLABLE SPELLING

Use your spelling list and write your words on the blanks. Then sort each word by how many syllables they have.

Name: _____

Date: _____

SYLLABLE SPELLING


Use your spelling list to write your words in the box below.


Then write them in ABC order.

Write your spelling words on the lines.

1. _____
2. _____
3. _____
4. _____
5. _____
6. _____
7. _____
8. _____
9. _____
10. _____
11. _____
12. _____
13. _____
14. _____
15. _____
16. _____

1 syllable	2 syllables	3 syllables	4 or more syllables





WRITE A SENTENCE

Use your spelling list and write your words in the first box. Then use that word in a sentence in the box next to it.

Name: _____


Date: _____

WRITE A SENTENCE

Use your spelling list to write your words in the box below.

Then write them in ABC order.

Spelling word	Sentence



4 TIMES EACH

Use your spelling word list to write each word four different ways in the boxes.


Name: _____

Date: _____

4 TIMES EACH

Use your spelling word list to write each word four different ways in the boxes below.

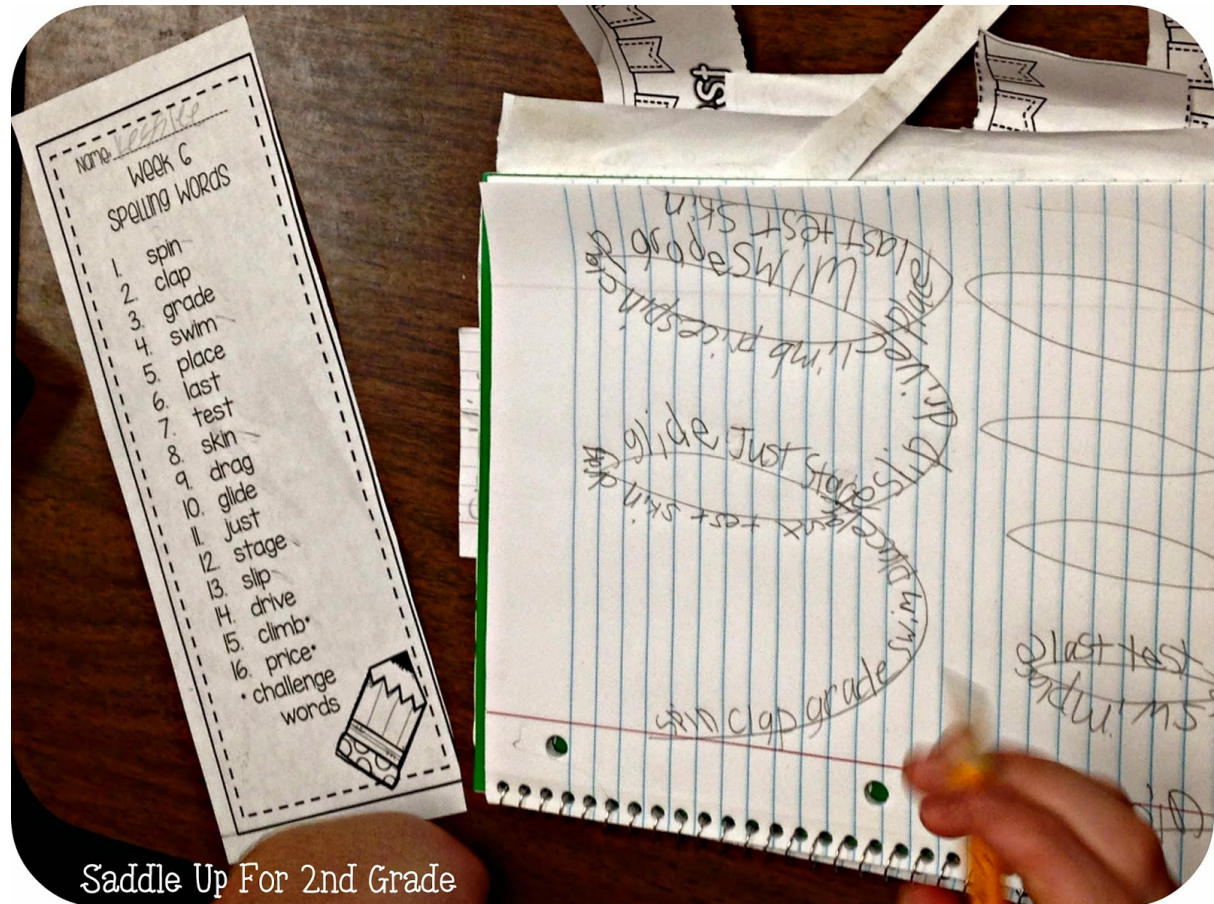

PENCIL	CRAYON	COLORED PENCIL	MARKER



SQUIGGLE SPELLING

Draw a squiggly line!
Then write your spelling
words following the line
that you made!

SQUIGGLE SPELLING




Saddle Up For 2nd Grade

Name: _____

Date: _____

SQUIGGLE SPELLING

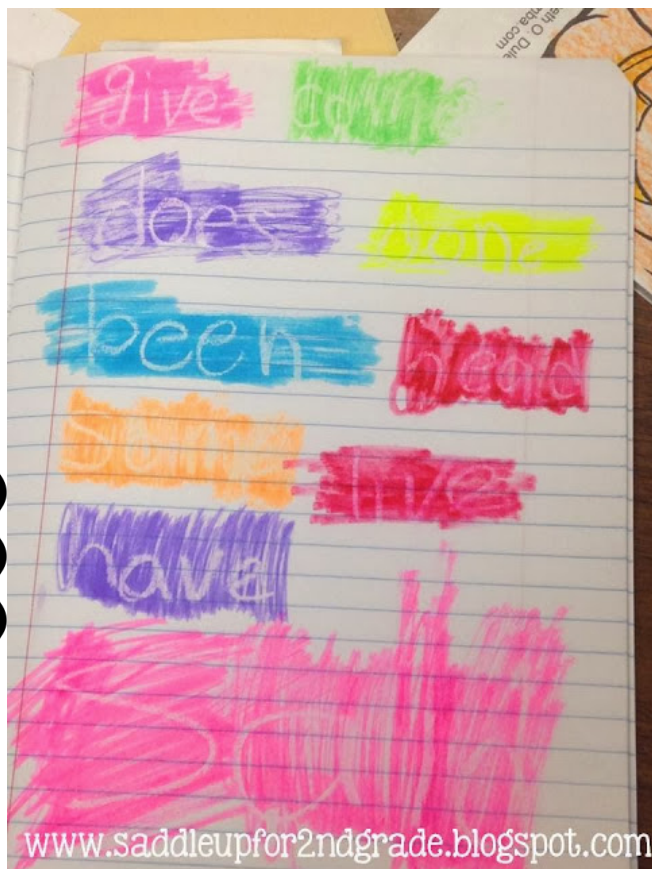

Draw a squiggly line in the space below.
Then write your spelling words following
the line you made.



GHOST SPELLING

Write your spelling word
with a white crayon.
Then, color over it with a
marker. Your word will
magically appear!

GHOST SPELLING



Name: _____

Date: _____


GHOST SPELLING

Write your spelling word with a white crayon. Then, color over it with a marker. Your word will magically appear!

SPELLING BLOG POSTS

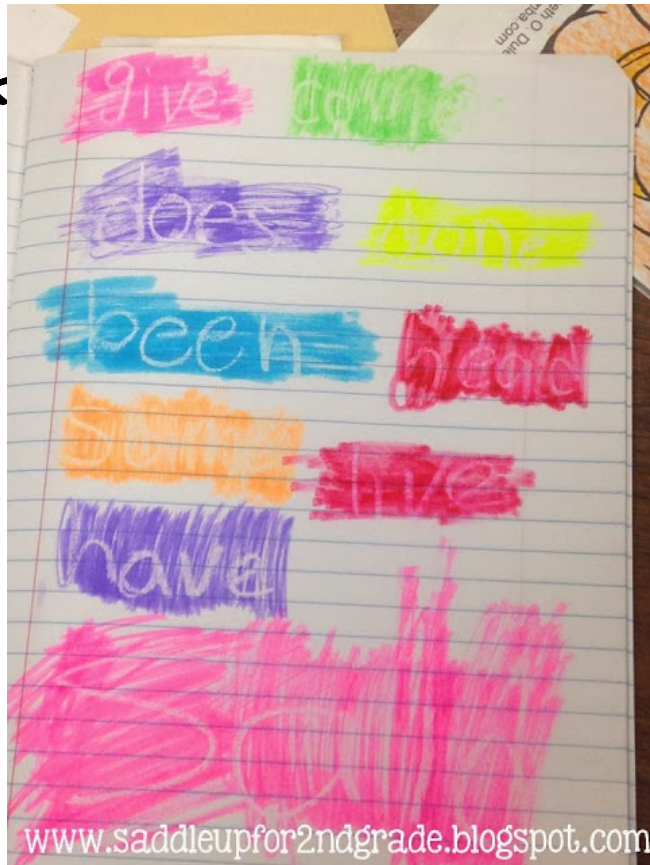
Click on any of the photos below to see my blog post about these spelling ideas.

GHOST SPELLING

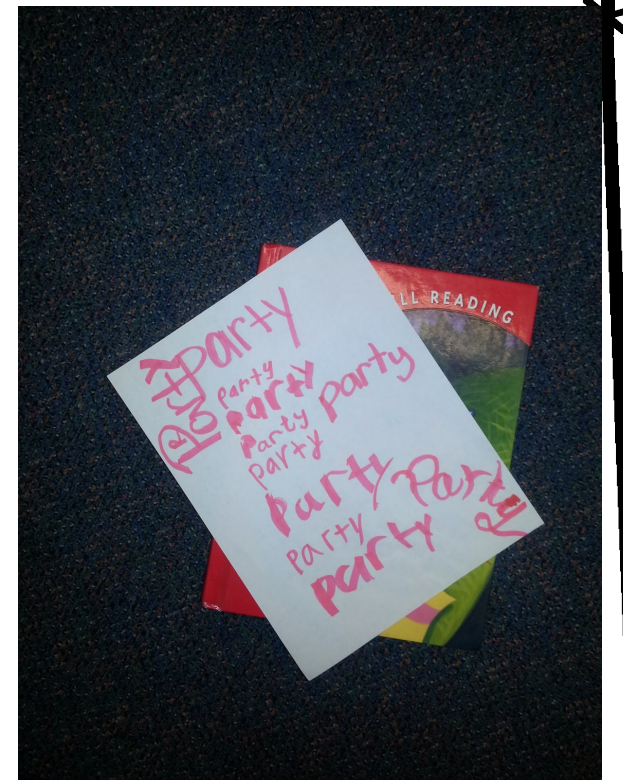


Saddle Up For 2nd Grade

SMELLY SPELLING



SQUIGGLE SPELLING



SADDLE UP



FOR 2nd Grade

Teaching in the
Heart of TEXAS



THANK YOU

Thank you for purchasing this product. I hope you love using and implementing it into your classroom. If you have any questions at all or see an error please let me know and I'll be happy to help.

TERMS OF USE

This product is for single classroom use only. An additional license must be purchased in order to share. If you are NOT the original purchaser, please purchase/download the item from my Teachers Pay Teachers Store before making any copies. Redistributing, editing, selling, or posting this item in any part thereof on the Internet is strictly forbidden. Violations are subject to penalties of the Digital Millennium Copyright Act.



FOLLOW ME

CREDITS

