


Name _____

My Sequence Map



Introduction

First

Next

Then

Finally

Closing



Planning Map

Supplies Needed

First

Next

Then

Finally

Closing



Name

"How To" Writing

Introduction

First,

Next,

Then,

Finally,

Closing

Name _____

“HOW TO” Writing

Introduction

First

Detail

Next

Handwriting practice lines for the 'Next' section, consisting of four sets of three horizontal lines (top solid, middle dashed, bottom solid).

Detail

Handwriting practice lines for the 'Detail' section, consisting of four sets of three horizontal lines (top solid, middle dashed, bottom solid).

Then

Handwriting practice lines for the 'Then' section, consisting of four sets of three horizontal lines (top solid, middle dashed, bottom solid).

Detail

Handwriting practice lines for the second 'Detail' section, consisting of four sets of three horizontal lines (top solid, middle dashed, bottom solid).

Finally


Handwriting practice lines for the 'Finally' section, consisting of four sets of three horizontal lines (top solid, middle dashed, bottom solid).

Detail


Handwriting practice lines for the 'Detail' section, consisting of four sets of three horizontal lines (top solid, middle dashed, bottom solid).

Closing

Handwriting practice lines for the 'Closing' section, consisting of four sets of three horizontal lines (top solid, middle dashed, bottom solid).




by




How To Make a Sandwich

by _____



Name _____

My Sequence Map



Introduction



First



Then










Finally



Next

Closing

my story map



prewriting sheet



Intro


First,

Next,

Then,

Finally,

Closing



by _____

